



















		<u>Gay ace</u>		
		<u>Gay ace</u> 		
				
				
				

Chat:

GA 









Instructions:

Draw a picture in ONE box. Then add a name. You can add a red line over your mic if it's off. Scroll down.

(in chat)  
 = add pfp (chat)

 = add your name/user  
-name

 = mic

 = muted mic

Scroll -  
↓

# Chat bubble ideas:

